

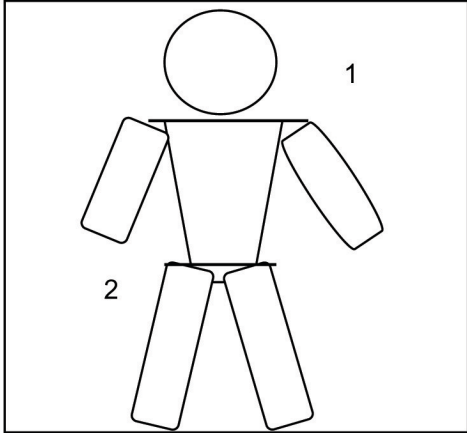


Measurement Chart

Passenger's Name: _____ Male or Female: _____
 Date of Birth: _____ Age: _____
 Height: _____ Weight: _____

Measurements:

1. Shoulder Width: _____
2. Hip Width: _____
3. Seat To Top Of Head: _____
4. Seat To Shoulder: _____
5. Seat To Inside Of Knee: _____
6. Lower Leg: _____



Axiom Size 1.5 Mobility Push Chair

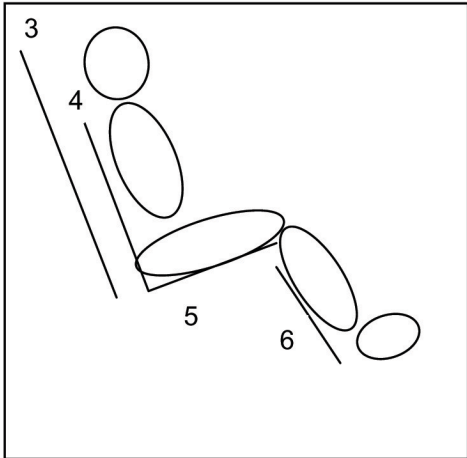
- Weight Capacity 100 lbs
- Stroller Weighs 30 lbs
- Seat Width 15", Depth 12", Back Height 28"
- Lower leg Adjustable 13" to 20"

Axiom Size II Mobility

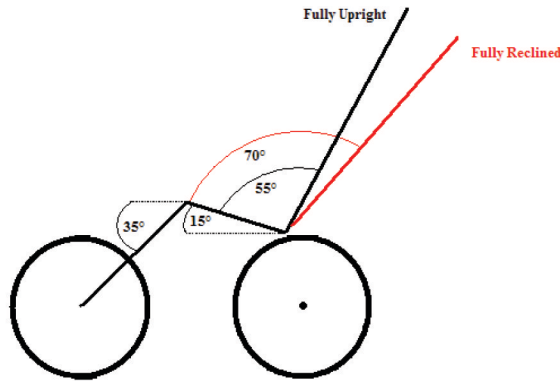
- Weight Capacity 150 lbs
- Stroller Weighs 37 lbs
- Seat width 15 1/2", Depth 15", Back height 28 1/2"
- Lower leg adjustable up to 24"

Axiom Size III Mobility

- Weight Capacity 200 lbs
- Stroller Weighs 38 lbs
- Seat width 18", Depth 15",
- Back height 31"
- Lower leg adjustable up to 24"



Seat Angles



At Adaptive Star we believe in Going Out & Making A Difference, we hope you will join us on our journey.