

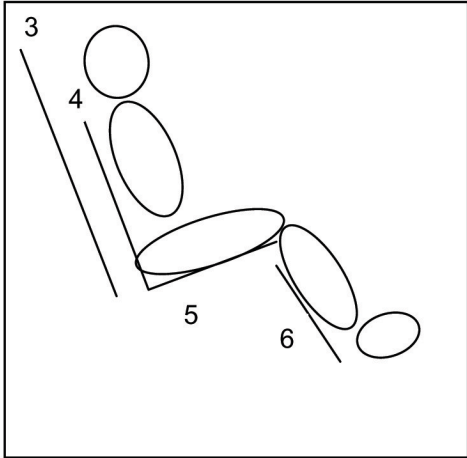
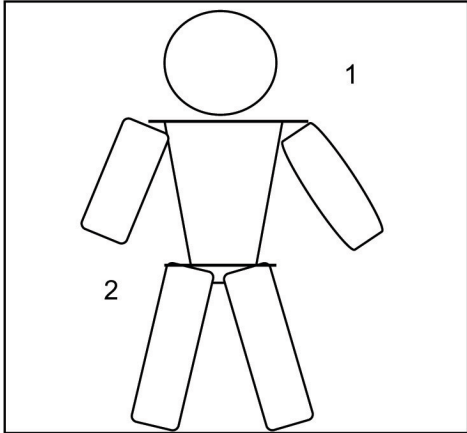


### Measurement Chart

Passenger's Name: \_\_\_\_\_ Male or Female: \_\_\_\_\_  
 Date of Birth: \_\_\_\_\_ Age: \_\_\_\_\_  
 Height: \_\_\_\_\_ Weight: \_\_\_\_\_

**Measurements:**

1. Shoulder Width: \_\_\_\_\_
2. Hip Width: \_\_\_\_\_
3. Seat To Top Of Head: \_\_\_\_\_
4. Seat To Shoulder: \_\_\_\_\_
5. Seat To Inside Of Knee: \_\_\_\_\_
6. Lower Leg: \_\_\_\_\_



**Lassen Size 2 Mobility Push Chair**

- Weight Capacity 150 lbs
- Stroller Weight 34 lbs
- Width 15" Depth 15" Back Height 28"
- Lower leg Adjustable 17"

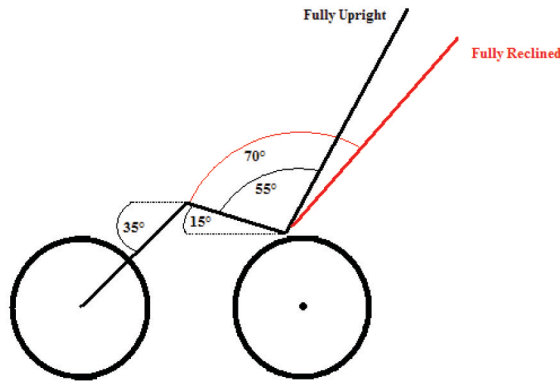
**Lassen Size 3 Mobility**

- Stroller Weight 35 lbs
- Seat Width 18" Depth 15"
- Back Height 31"
- Lower leg Adjustable 17"

**Lassen Size 4 Mobility**

- Stroller Weight 38 lbs
- Seat Width 21" Depth 18"
- Back Height 33"
- Lower leg Adjustable 18"

**Seat Angles**



At Adaptive Star we believe in Going Out & Making A Difference, we hope you will join us on our journey.